



ONGC Videsh Limited

Corporate Presentation

January 2026

1

Introduction of ONGC Videsh

2

Global Footprints

3

Reserves and Production

4

Financials

5

Growth Plans

6


Environment, Social & Governance

7

Global Partners

- 1** **Introduction of ONGC Videsh**
- 2 Global Footprints
- 3 Reserves and Production
- 4 Financials
- 5 Growth Plans
- 6 Environment, Social & Governance
- 7 Global Partners





**5th March
1965**

Incorporated as
**Hydrocarbons
India Pvt. Ltd.**

**15th June
1989**

Rechristened
ONGC Videsh Ltd.

**19 Countries,
32 Assets**

Global Presence

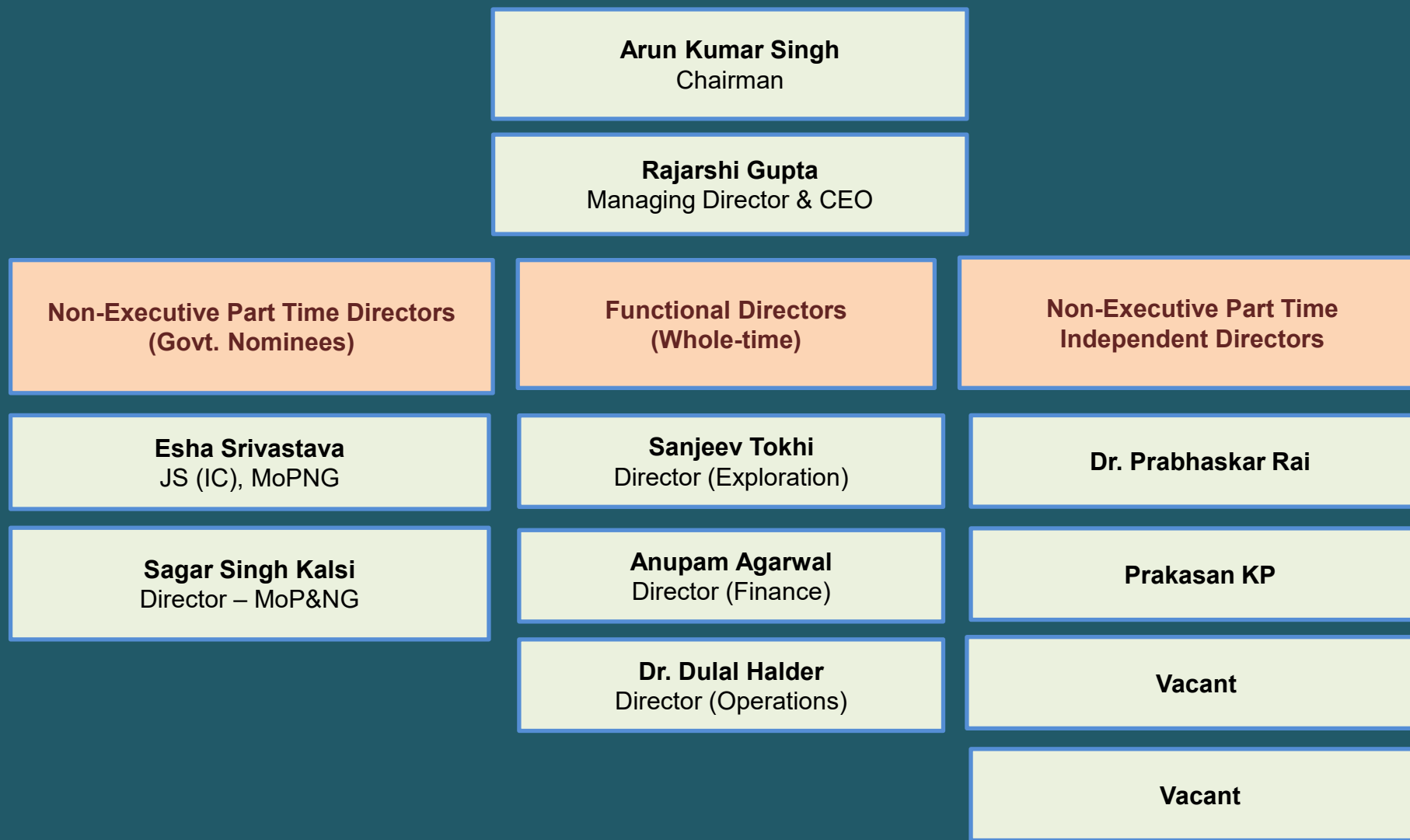
~200 KBOE

Avg. Daily
Production in FY'25

**474
MMTOE**

2P Reserves
@01.04.2025

Board of Directors



Note: Functional Directors of ONGC are Special Invitees to the Board

Empowerment Chronology...

17 Jan 2000

❑ Special Empowerment: ₹200 Cr. for investment in **Overseas O & G Opportunities**

25 Feb 2005

❑ **Enhancement** of Empowerment – USD 75 million or ₹ 300 crore whichever is less


2011-12

❑ **Miniratna Category-I** on 19th July 2011 & **Schedule 'A'** CPSE on 28th August 2012


2023

❑ **Navratna Power** granted on 3rd August 2023

Recent Developments

 Certified as "Great Place to Work" in October 2025

 Area-1, Mozambique: Force Majeure has been lifted w.e.f. 7th Nov 2025

 Acquired a 25-year right to explore and produce Non-Associated Gas (NAG) from the ACG field



 CPO-5, Colombia: Prod. enhanced to 30,000 BOPD with exploratory success. Avg. Prod. 24,000 BOPD

 Cumulatively Oil & Gas Produced ~ 222 MMTOE since inception

 Acquired additional PI of 0.615% and 0.737% in ACG Project and BTC Pipeline, Azerbaijan

 South Sudan: Total Prod. ramped up over 64,000 BOPD after flood fury. Avg. Prod. 61,700 BOPD (FY'25)

Key Strengths



- 1 Introduction of ONGC Videsh
- 2 Global Footprints**
- 3 Reserves and Production
- 4 Financials
- 5 Growth Plans
- 6 Environment, Social & Governance
- 7 Global Partners



ONGC Videsh... Growth Journey... Spread Wings....

The Beginning

Initial Growth

Expansion Phase

Recent Acquisition

1965

1975-88

1989

2001

2002

2003

2006-08

2009-10

2013-14

2016

2018

2024

Incorporated as Hydrocarbon India Ltd.

ओएनजीसी विदेश
ONGC VIDESH
Renamed as ONGC Videsh Ltd

Block A1 & A3 (17%)

BC-10 (15%)
MECL (50%)
PIVSA (40%)

ACG (2.3%)
BC-10 (12%)
Area-1 (16%)

LZC (4%)

Participatory Interest (PI) in Tanzania & Block 06.1 (45%) Vietnam

Sakhalin-1 (20%)

GNOP (25%)
SPOC (24.125%)

IEC(100%)
PCB (11%)

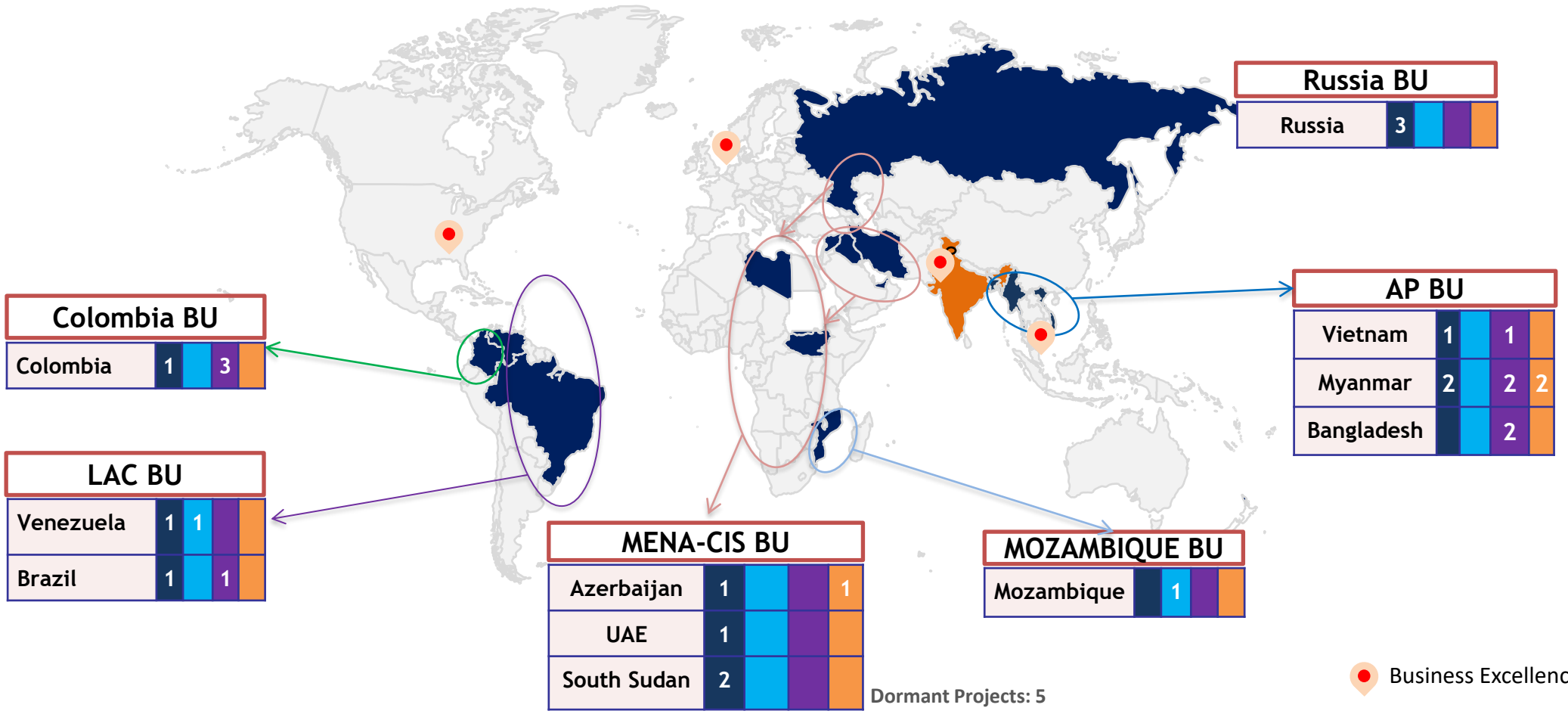
Vankor (26%)

ACG(0.615%)
BTC Pipeline (0.737%)



Global Footprints

32 projects in 15 countries Producing: 14 Discovered/Developing: 4 Exploration: 11 Pipeline: 3

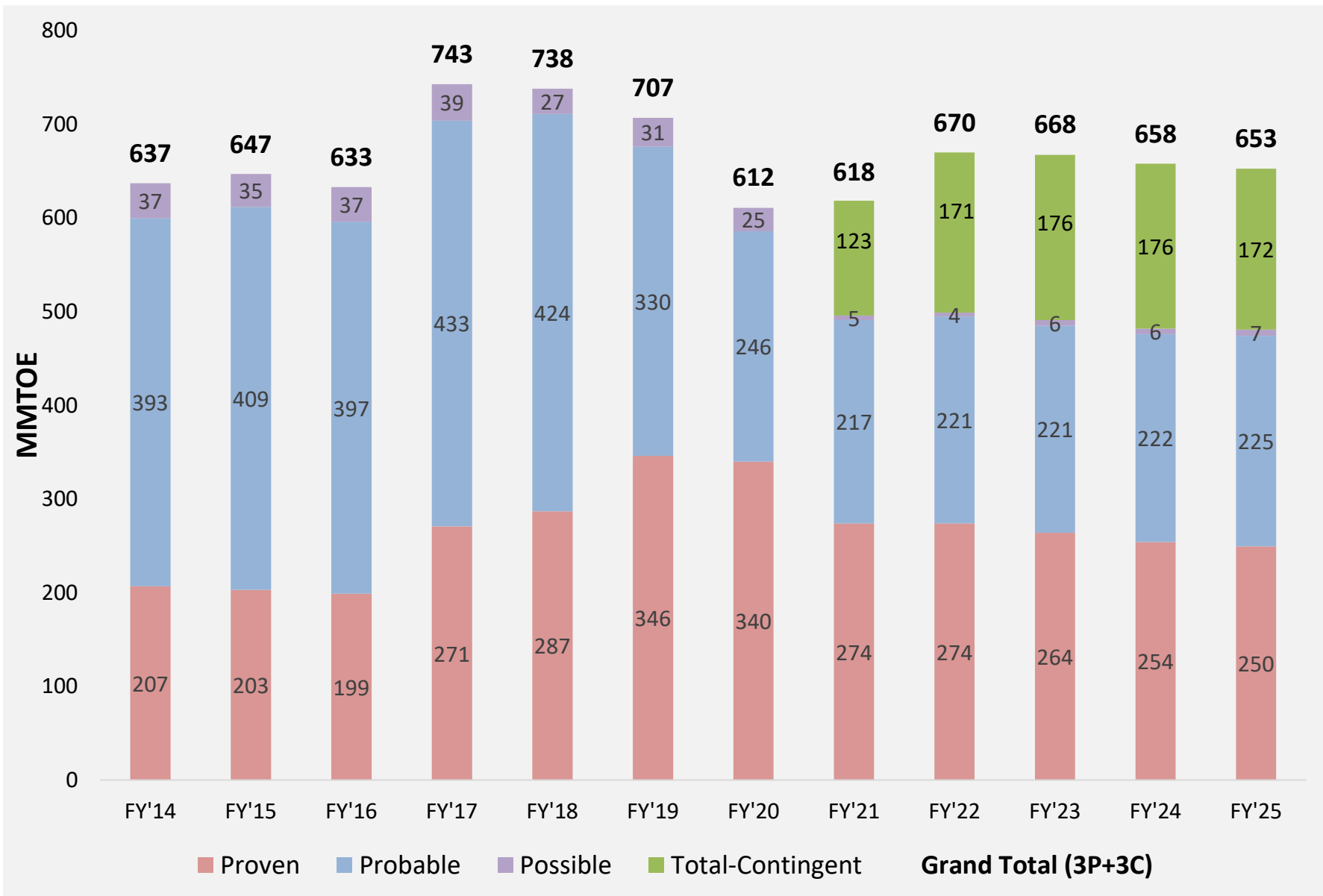


Business Presence in 19 Countries across 5 Continents

- 1 Introduction of ONGC Videsh
- 2 Global Footprints
- 3 Reserves and Production**
- 4 Financials
- 5 Growth Plans
- 6 Environment, Social & Governance
- 7 Global Partners



Reserves: Equivalent of 46% of India's Domestic 2P Reserves



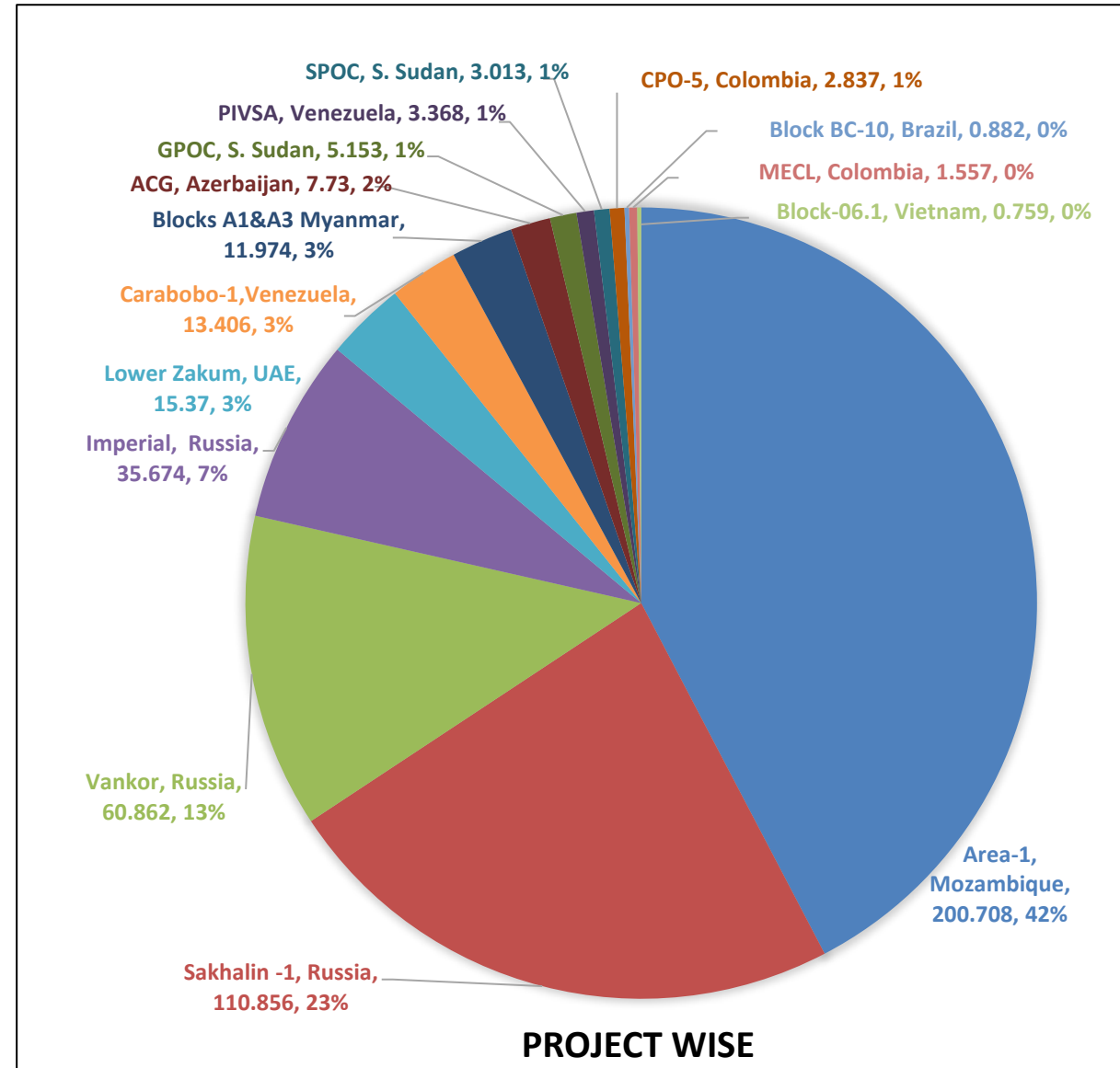
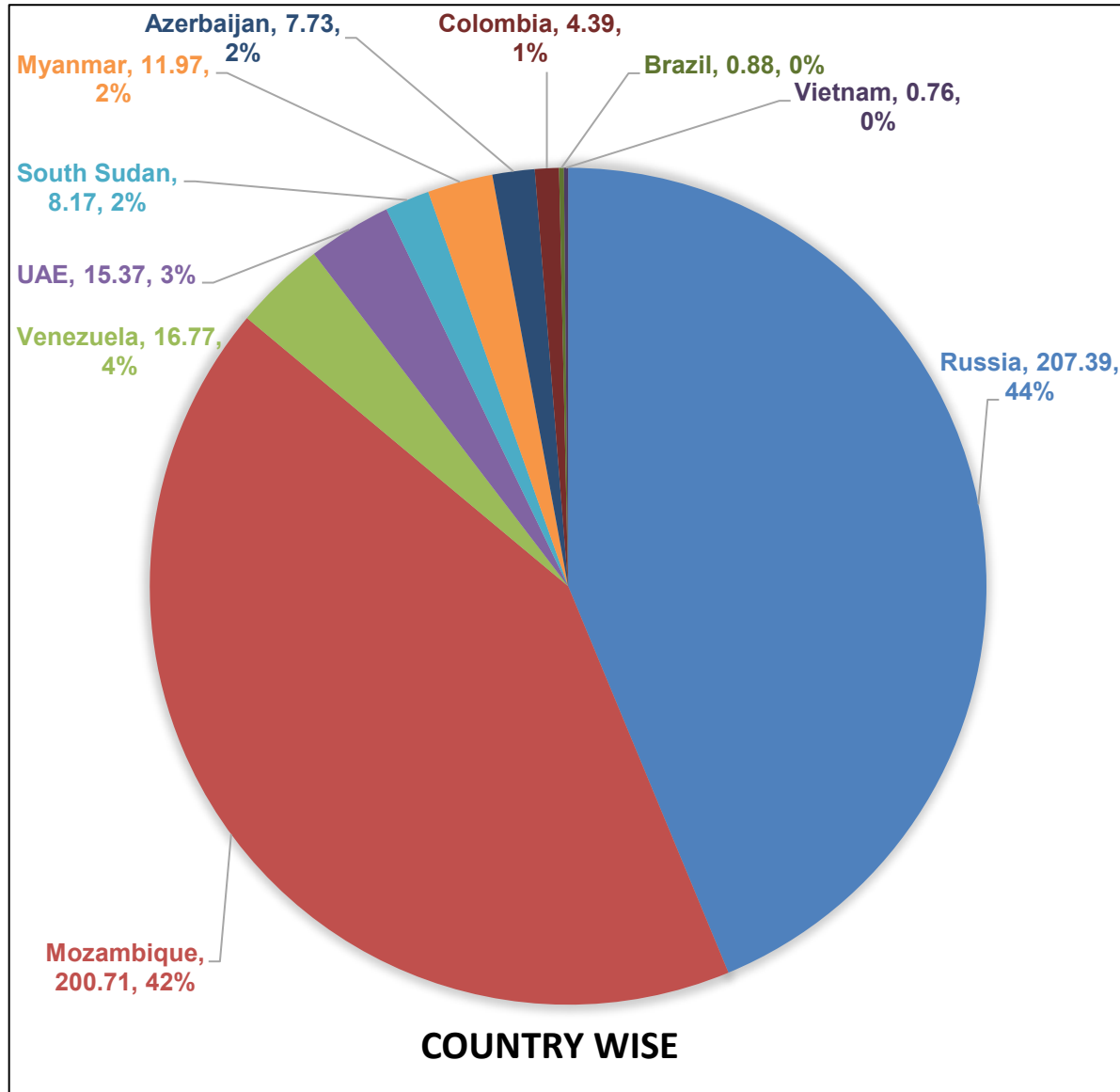
Reserves @ 01.04.25	1P (MMToE)	2P (MMToE)	3P (MMToE)
Total	249.508	474.148	480.874
Contingent Resources	1C	2C	3C
Total	7.945	120.750	171.789

• Migrated to PRMS system
w.e.f. 1st April 2021

India Domestic Reserves 1018.5 (2P) MMTOE*
* MoPNG Annual Report 24-25

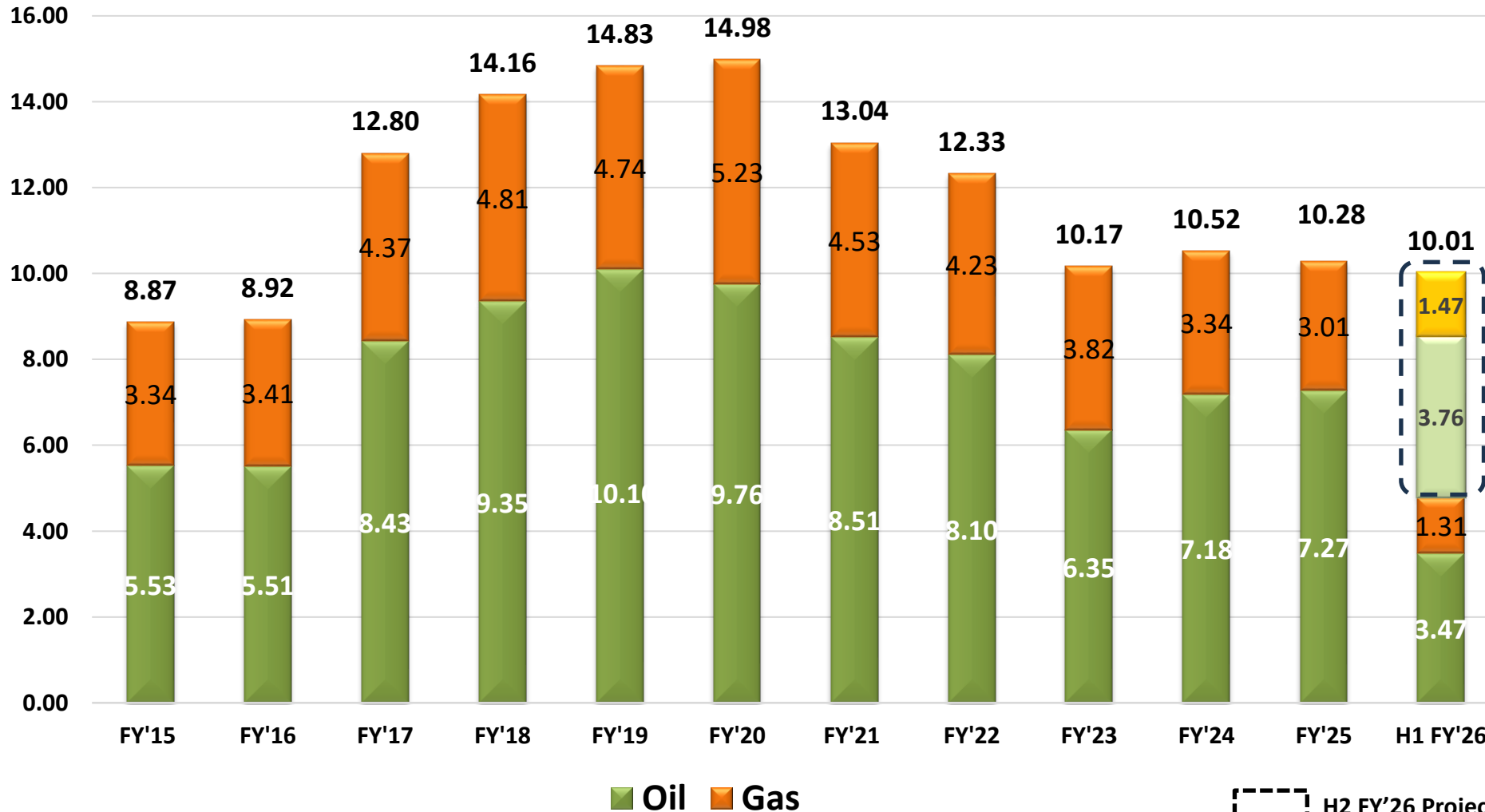
2P Reserves Spread

474.148 MMToE as on 01.04.2025



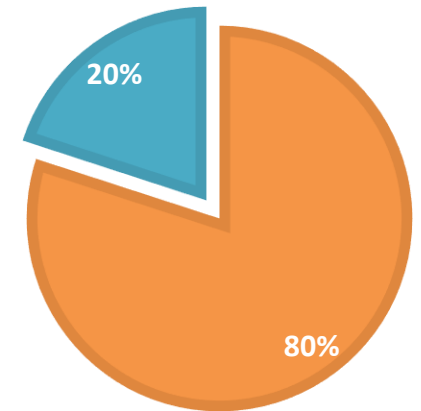
Production Performance Past 10 years

PRODUCTION in MMTOE



20% OF ONGC GROUP PRODUCTION
(51.363 MMTOE)
FY'25

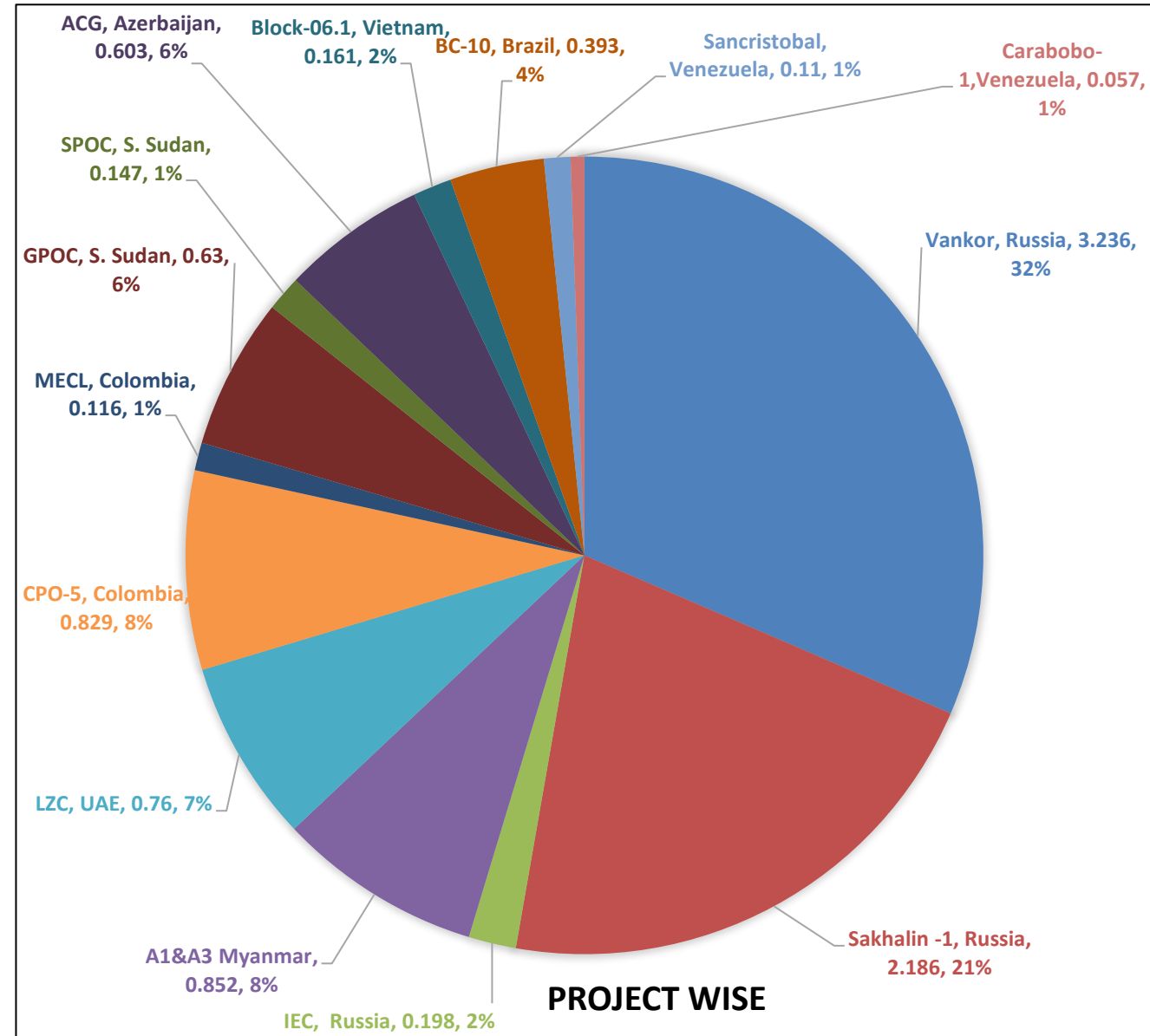
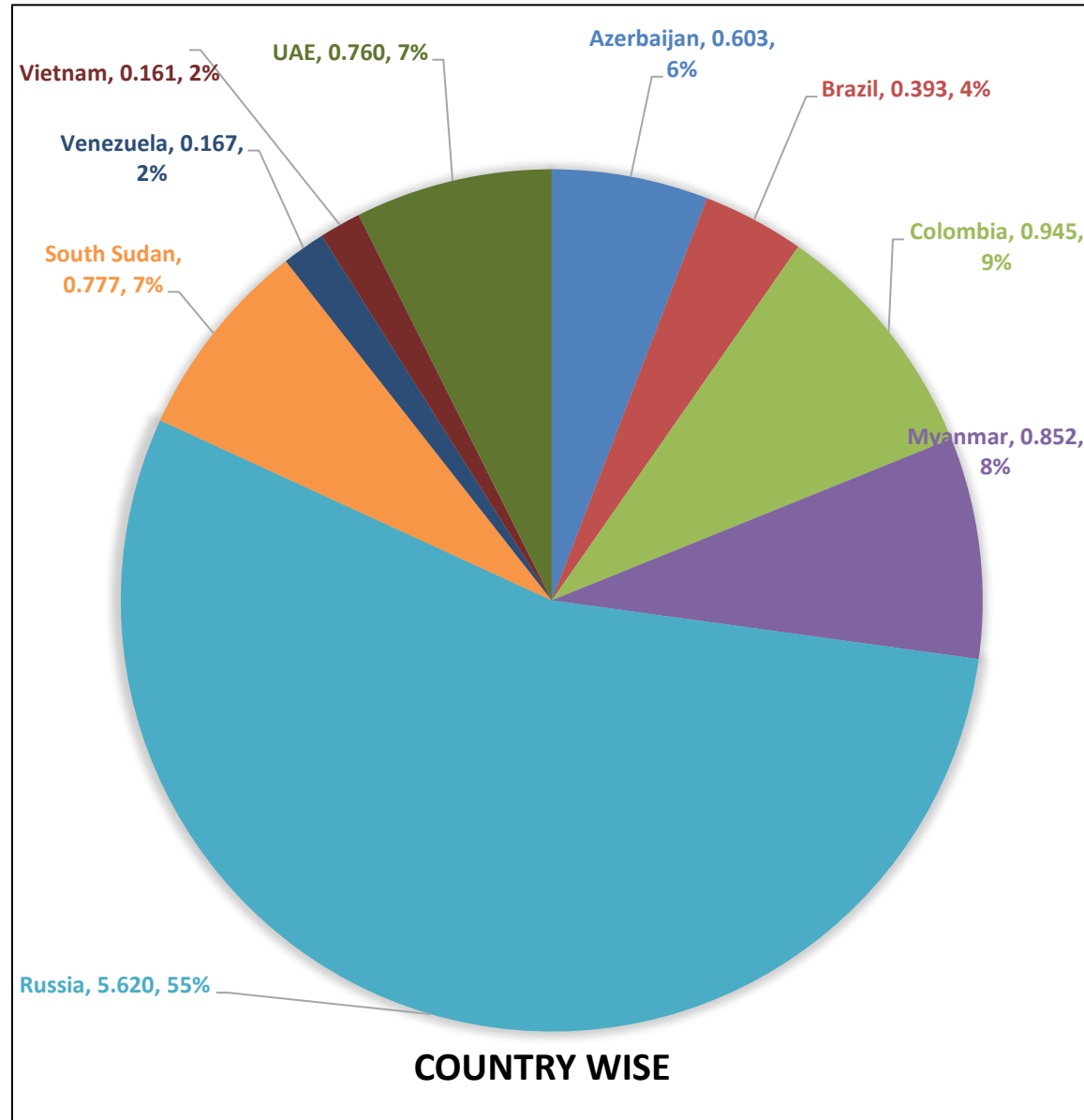
ONGC GROUP OVL



H2 FY'26 Projection

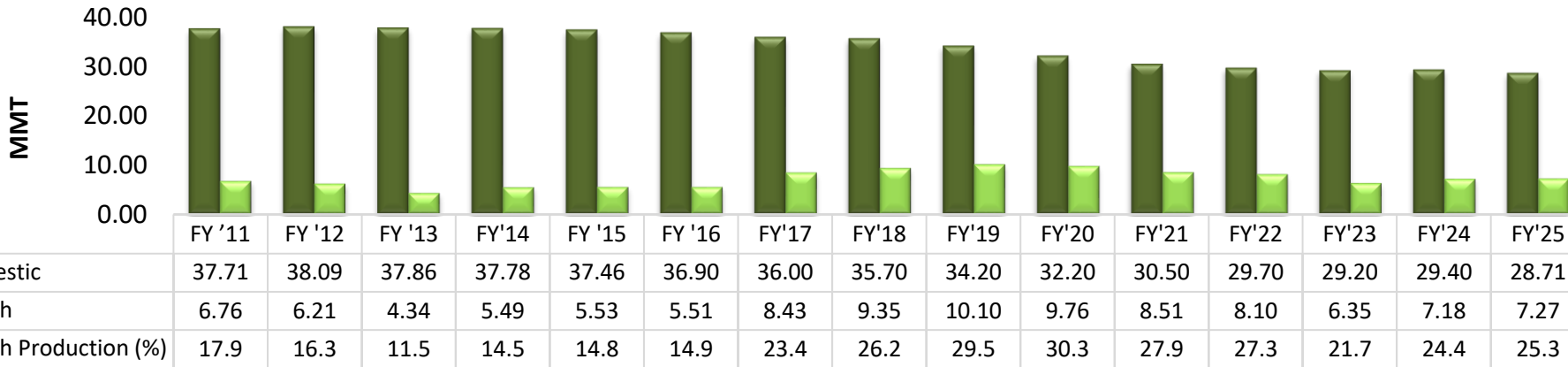
FY'25 Production Spread

10.278 MMTOE

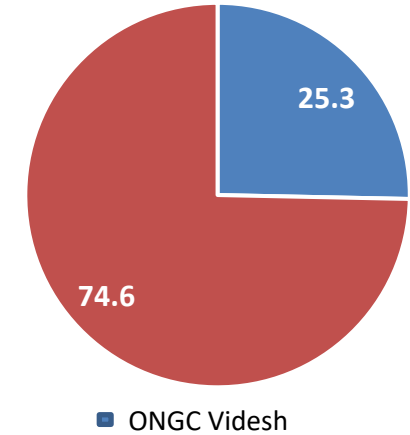


Production vis-à-vis National Production

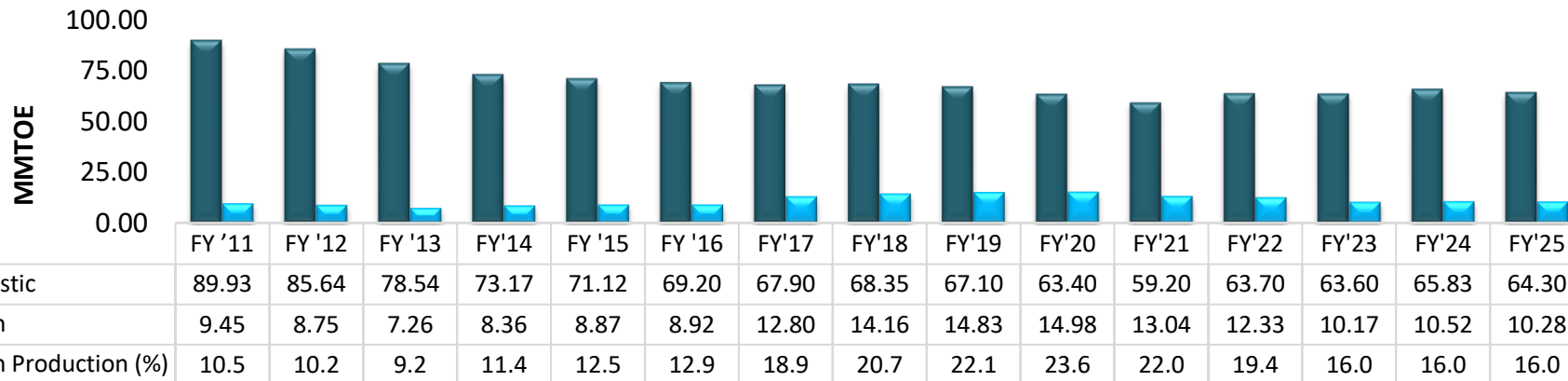
Oil



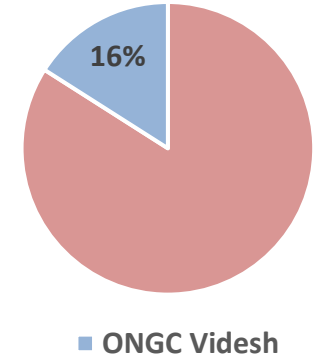
Oil



Oil & Gas



Oil and Gas

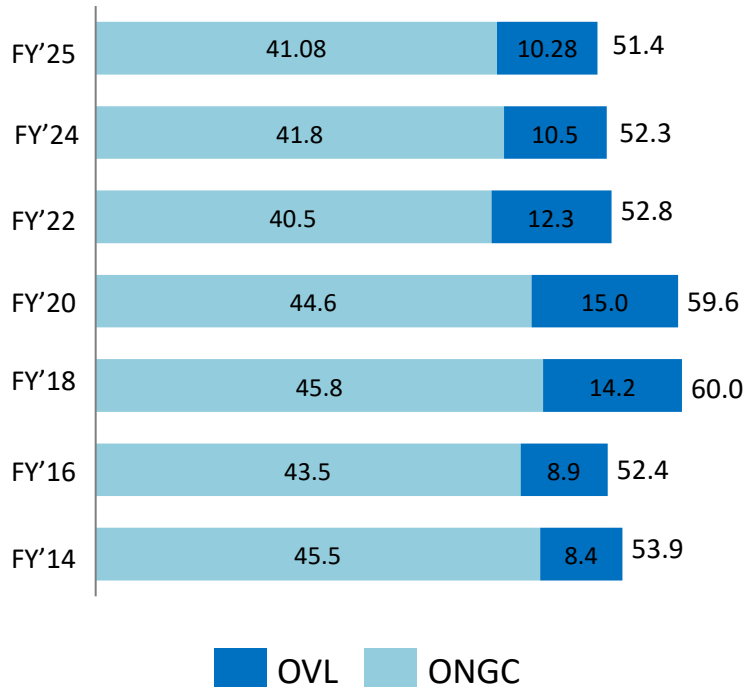


Source : PPAC

ONGC Videsh: 2nd Largest E&P Company

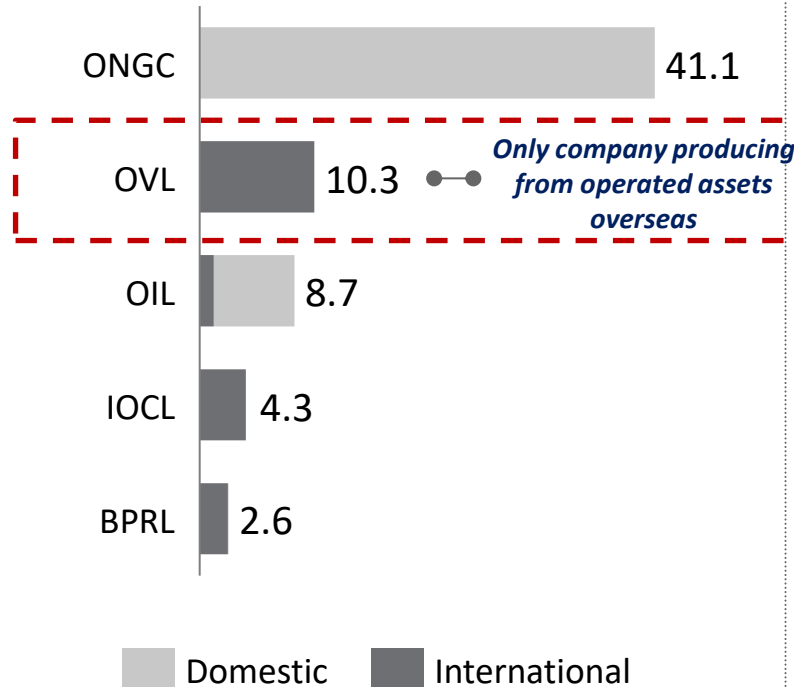
Contributes ~20% of ONGC Group's total O&G production

Production in MMTOE



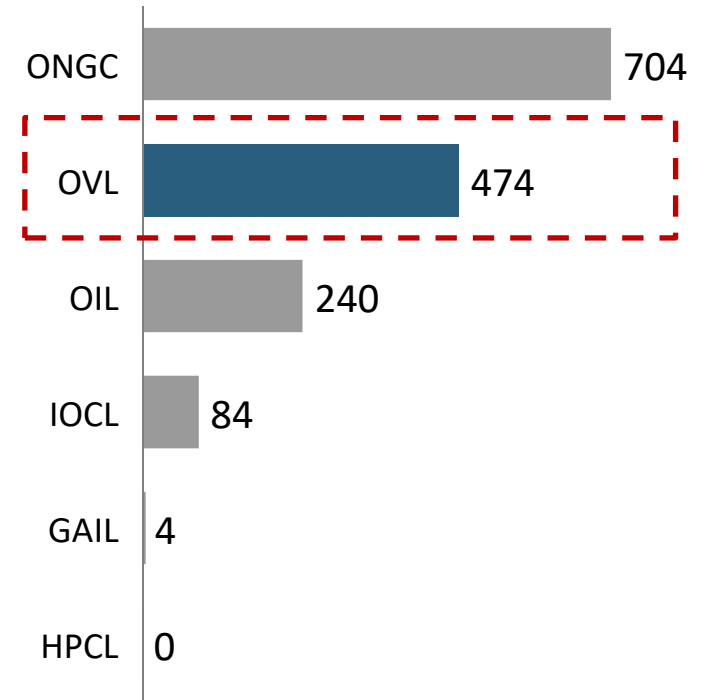
2nd largest Indian upstream company after parent ...

Production in MMTOE



... and 2nd largest Indian player by reserves

2P Reserves (MMTOE)



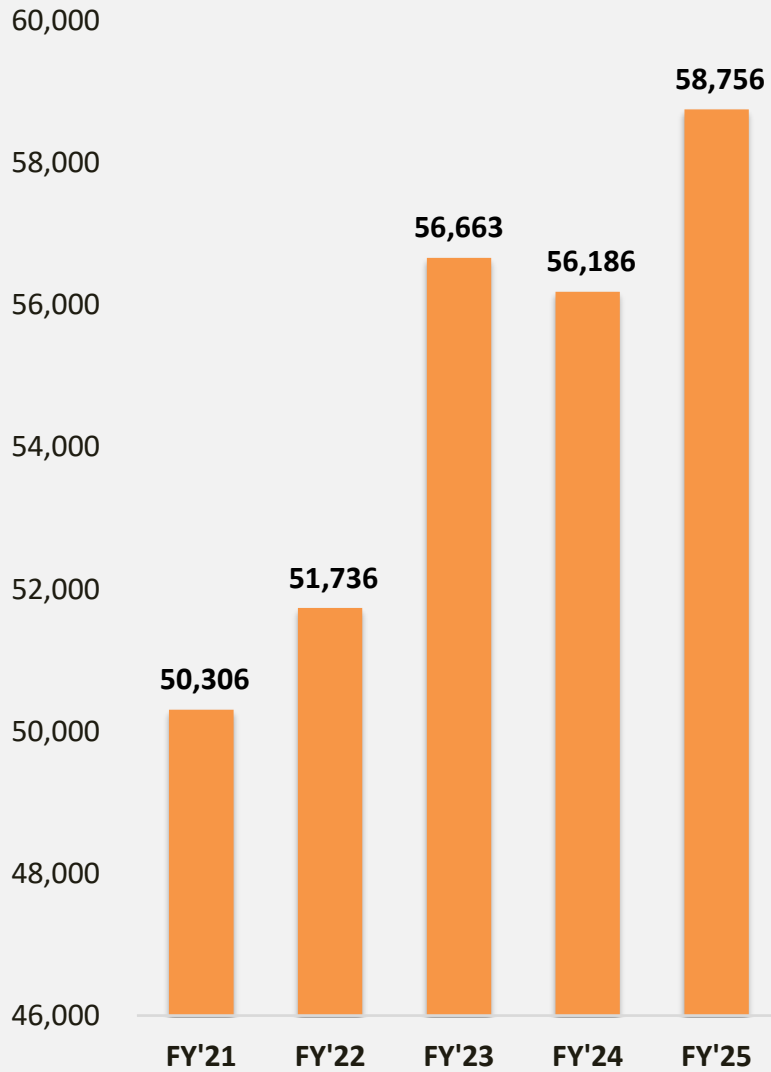
Presentation Overview

- 1 Introduction of ONGC Videsh
- 2 Global Footprints
- 3 Reserves and Production
- 4 Financials**
- 5 Growth Plans
- 6 Environment, Social & Governance
- 7 Global Partners

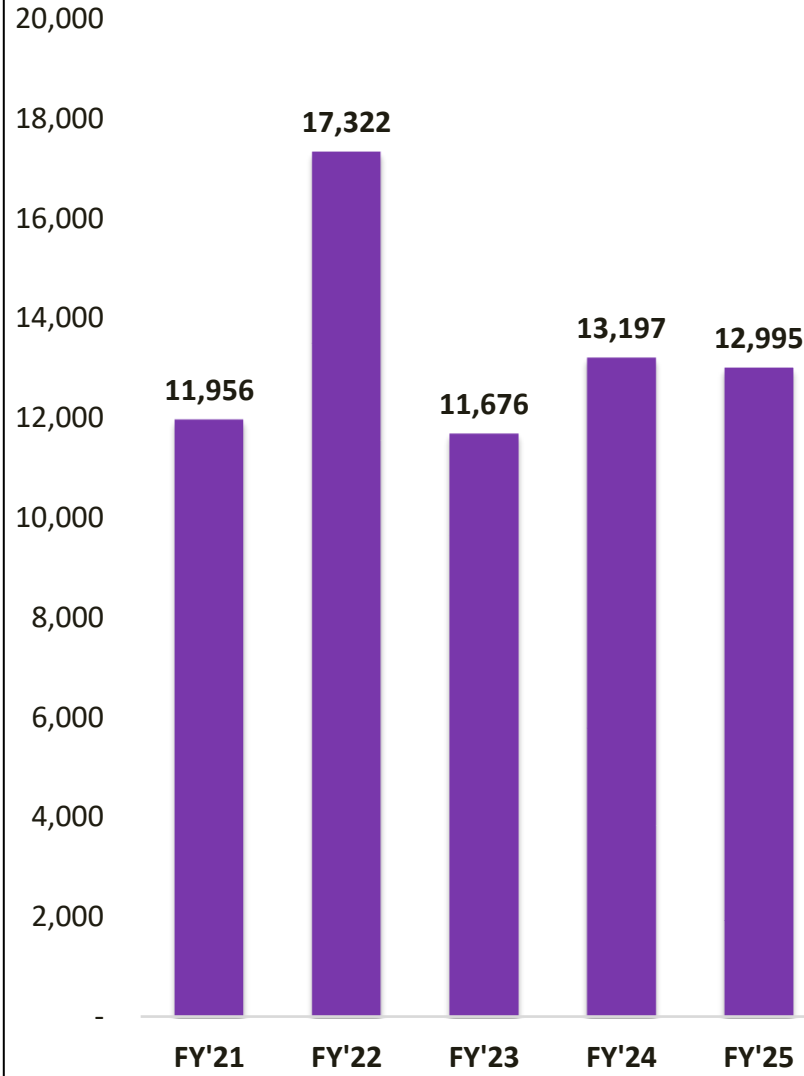


Financial Performance: Last 5 Years

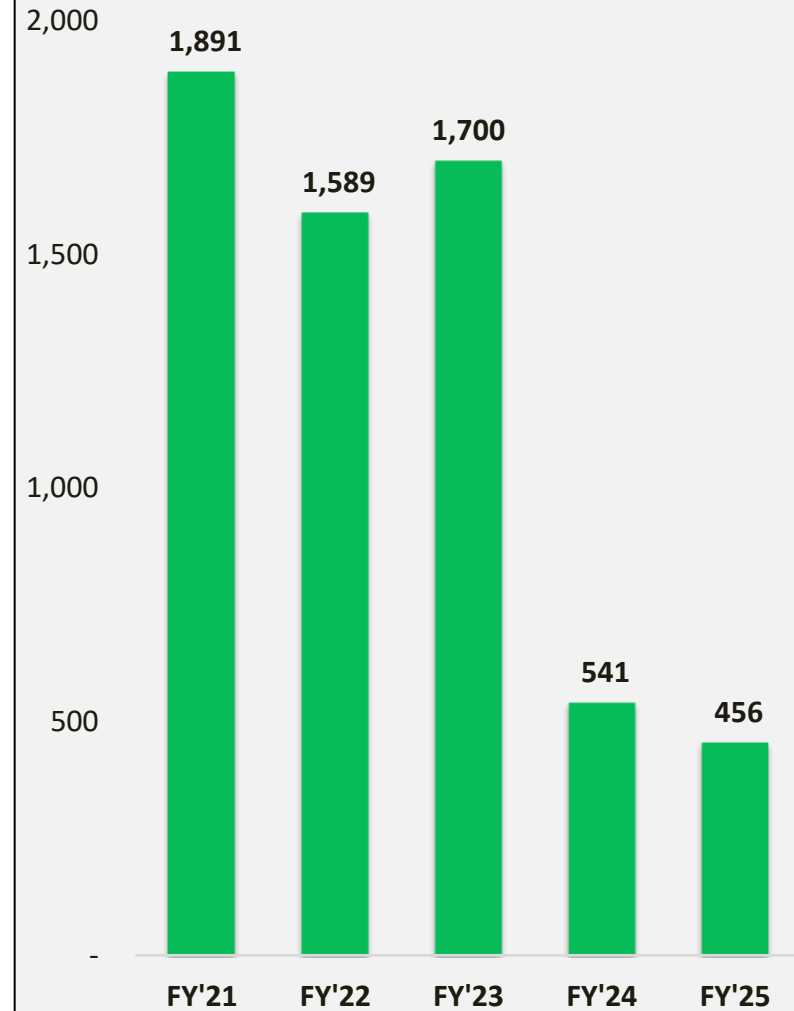
Net Worth (₹ Crore)



Turnover (₹ Crore)



Net Profit (₹ Crore)



Presentation Overview

- 1 Introduction of ONGC Videsh
- 2 Global Footprints
- 3 Reserves and Production
- 4 Financials
- 5 Growth Plans**
- 6 Environment, Social & Governance
- 7 Global Partners



Vision, Mission and Objectives



Vision

- To be a world-class exploration and production company providing energy security to the country



Mission

- To contribute 40 MMTon of equity Oil and Oil Equivalent Gas by 2040



Objectives

- To support India's energy security
- To build balanced portfolio of exploration, discovered and producing assets in focus countries
- To build a team that excels in performance through assimilation of best practices and technologies
- To be at par with the best international oil and gas companies
- Be the strongest Indian Player in the international E&P
- Build collaborative relations with partners

Gaining Reputation & Stature

Credible Operator, Producing 5 MMTOE as Operator/Jt. Operator

	Producing	Discovered/ Developing	Exploration	Pipeline	Total
<i>Operator</i>	5	2	9	0	16
<i>Non-operator</i>	9	2	2	3	16
<i>Total</i>	14	4	11	3	32

Recent Past Inorganic Assets Acquisition...

Acquired in	PI%	Assets
May 2016	15	Vankorneft, Russia
October 2016	11	Vankorneft, Russia
February 2018	4	Lower Zakum Concession, UAE
November 2024	0.615*	ACG, Azerbaijan
	0.737*	BTC Pipeline

- OVL's final Participating Interest (PI) in the ACG field now stands at 2.925% following the addition of an extra 0.615% PI, building on the initial 2.31% PI acquired from Hess Corporation in April 2013
- Non-Associated Gas (NAG) resources have been discovered at ACG, with estimates of up to 4 trillion cubic feet (tcf) of gas in place, offering OVL further growth potential.



40 MMToE Production by 2040

Existing Projects

Future Acquisitions



Producing: 20 - 23 %



Development: 15 - 17 %



Exploration Upside : 10 - 12 %

Producing /
Development /
Exploration
48 - 55 %



Presentation Overview

- 1 Introduction of ONGC Videsh
- 2 Global Footprints
- 3 Reserves and Production
- 4 Financials
- 5 Growth Plans
- 6 Environment, Social & Governance**
- 7 Global Partners



Environmental

Recipient of

- Best CFO Gold Award for excellence in Finance Transformation & Innovation to Director (Finance) by ASSOCHAM at 3rd Edition of Vibrant Bharat CFO Summit & Awards 2025.

- Engaging the Community in Local Turtle Conservation (CPO-5, Colombia)
- Conservation of biodiversity in and around operational area(MECL, Colombia)
- Ecological Footprint Reduction through Pitless Drilling (CPO-5, Colombia & GPOC, South Sudan)
- Sustainable Operations: Micro Gas Turbines for Flare Gas Reduction (CPO-5, Colombia)



- Leveraging Green Power for Electrification in Lower Zakum's Oil & Gas Infrastructure (Project Lightning, UAE)
- Enhanced Sustainability: Solar Power Replacing Gas Turbines at terminal Sangachal (ACG, Azerbaijan)
- Area-1, Mozambique: Plant Solarization and waste heat recovery integrated with power generation

Governance

Values

Integrity and Transparency

“Compliance is not just about avoiding fines; it is about building trust and credibility with the stakeholders”

P R I N C I P L E S

To ensure compliance with all applicable laws, rules and regulations in letter and spirit in the interest of stakeholders

To build robust internal control processes & systems for enhancing accountability and responsibility

To ensure transparency and highest degree of disclosure regarding operations, performance, risk and financial status and adequate control system

To ensure that the decision- making process is systematic and rational

To ensure that the employees of the Company subscribe to the corporate values and apply them in their conduct



Social

Vision

To support responsible and sustainable initiatives, while taking care of People, Planet and Profit

MISSION

Continually enhance the triple bottom line benchmarks of Economic, Environmental & Social performance through committed involvement of the employees

Create values for the communities we engage with

Promote efficient usage of resources, encourage green energy initiatives and develop innovative solutions to fulfil the vision by stepping beyond the mandatory provisions

Initiatives

Under Social welfare Initiatives, undertook Secondary school renovations, tuition support for 2,300+ university students, and partial scholarships for students abroad in South Sudan

Supported 300,000+ farmers via veterinary checks (pro bono), of their livestock and cattle in South Sudan communities

To promote access to renewable energy, distributed 25 solar kits to El Vergel households, ensuring sustainable electricity solutions for off-grid families in Colombia

The scholarship program for students at Petrovietnam University (PVU) in Ba Ria



FY'2025-26 (Till Nov) Performance

Recent Highlights

0

FAR (Fatality accident rate)

0.13

LTIF

for 30.08 Million Man-Hours

0.50

TRIR (Total Recordable Injury rate)

Overseas HSE Audits 2

Management Review Meetings 2

CERTIFICATIONS

ISO 9001:2015

ISO 14001:2015

ISO 45001:2018

O
B
S
E
R
V
E
D

14th – 20th April 2025

National Fire safety Week - 2025

1st – 15th July 2025

Swachhata Pakhwada

5th June

World Environment Day-2025

21st June 2025

11th International Yoga Day

17th Sept. to 2nd Oct. 2025

Swachhta Hi Seva (SHS-2025)

27th Oct. to 2nd Nov. 2025

Vigilance Awareness week 2025

Silver Award under PSU Category project Conservation of Flora and Fauna Mansarovar Energy Company Limited (MECL), Colombia

Certificate of HSE Excellence by ARL Sura Colombia for ONGC Videsh operations in CPO-5 Colombia



Initiated Pit less drilling in South Sudan



Corporate Safety Management system implemented to enhance safety culture



Psychosocial Risk Program aimed at Mental health wellbeing conducted at Operated Asset, CPO 05 Colombia



Workshops conducted to sensitize employees about POSH

Presentation Overview

- 1 Introduction of ONGC Videsh
- 2 Global Footprints
- 3 Reserves and Production
- 4 Financials
- 5 Growth Plans
- 6 Environment, Social & Governance
- 7 Global Partners**



Partnerships with leading IOCs/NOCs worldwide

The image displays a grid of logos for various international oil and gas companies. The logos are arranged in several rows and columns. At the top center, there is a blue oval containing the text 'Partnerships with leading IOCs/NOCs worldwide'. The logos include: Sinopec, Shell, SOCAR, PETRONAS, PDVSA, KOGAS, CANACOL, Repsol, CNPC, ADNOC, Rosneft, PTTEP, TotalEnergies, ENH, bp, M.O.G.E., Eni, PetroVietnam, INPEX, Equinor, ExxonMobil, POSCO International, ITOCHU, TPAO, and Geopark. The logos are presented in a variety of colors and styles, reflecting the branding of each company.

Thank You



Corporate Planning & Strategy
ONGC Videsh Ltd.
Jan 2026